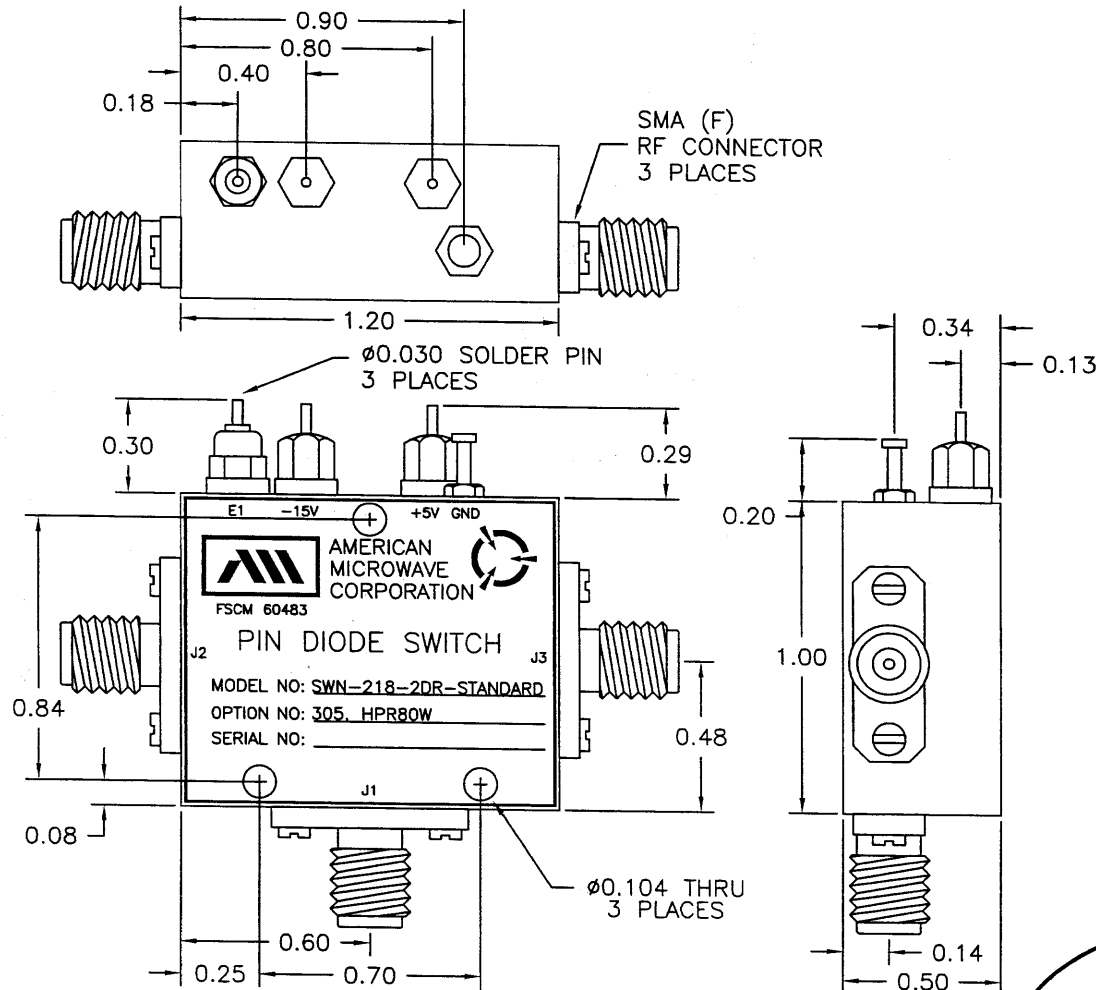


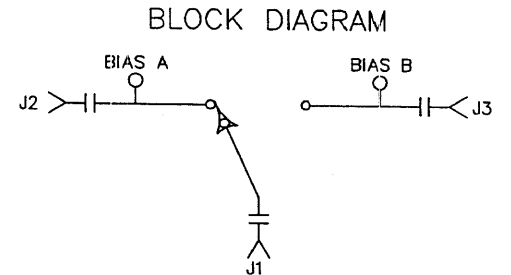
DESCRIPTION

AMC MODEL SWN-218-2DR-STANDARD OPTION: 305, HPR80W IS A HIGH POWER, LOW INSERTION LOSS, LOW ISOLATION SINGLE POLE TWO THROW SWITCH DESIGNED TO OPERATE BETWEEN THE 3400 TO 3615 MHz FREQUENCY RANGE:

REVISIONS				
ZONE	REV.	DESCRIPTION	DATE	APPROVED
		- ORIGINAL RELEASE JOB# 410237XN	11/16/04	



MECHANICAL OUTLINE



ALL DIMENSIONS ARE IN INCHES
 TOLERANCES:
 X.XX ±0.020
 X.XXX ±0.010

AMERICAN MICROWAVE CORPORATION

7311-G GROVE ROAD
 FREDERICK, MARYLAND 21704 USA
 TEL: 301-662-4700 FAX: 301-662-4938
 WEBSITE: www.americamicrowavecorp.com
 E-MAIL: sales@americamicrowavecorp.com
 ISO 9001:2000 CERTIFIED



APPROVALS		DATE	TITLE		
DRAWN	<i>JDS</i>	11/16/04	MECHANICAL OUTLINE SWN-218-2DR-STANDARD OPTION: 305, HPR80W 3400 TO 3615 MHz, SINGLE POLE TWO THROW SWITCH		
CHECKED	<i>LA</i>	12/16/04	SIZE	FSCM NO.	DWG NO.
ISSUED			A	60483	100-7207
			SCALE	N:S	SHEET 2 OF 3

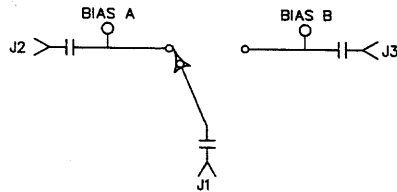
DESCRIPTION

AMC MODEL SWN-218-2DR-STANDARD OPTION: 305, HPR80W IS A HIGH POWER, LOW INSERTION LOSS, LOW ISOLATION SINGLE POLE TWO THROW SWITCH DESIGNED TO OPERATE BETWEEN THE 3400 TO 3615 MHz FREQUENCY RANGE:

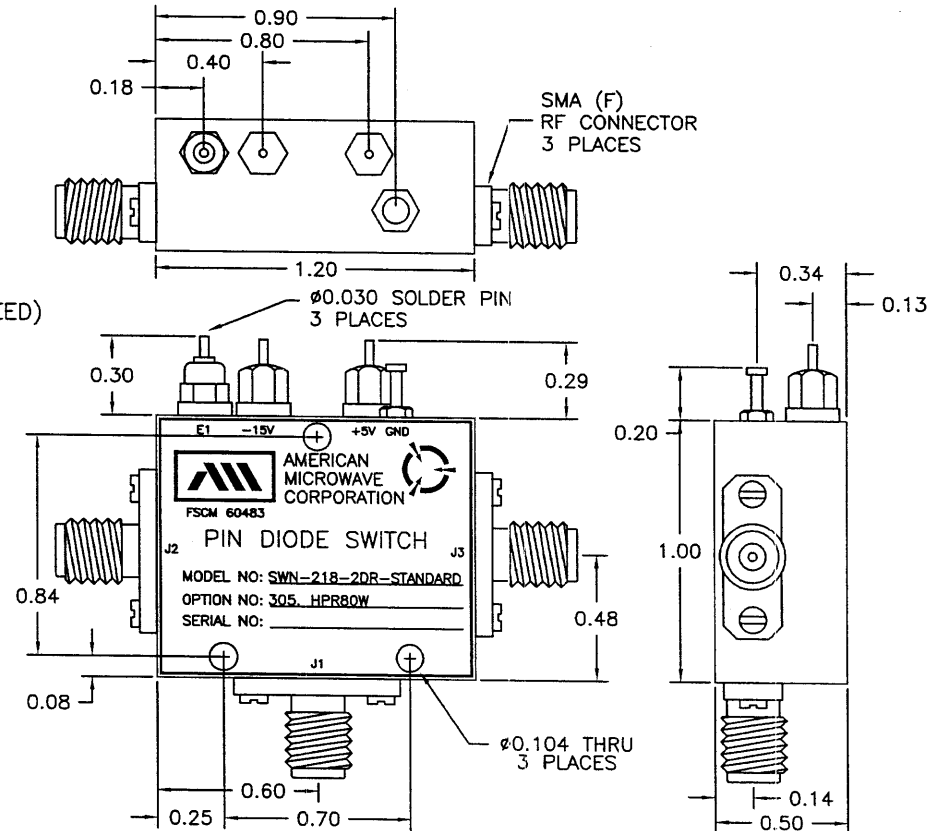
SPECIFICATIONS

- FREQUENCY RANGE: 3400 TO 3615 MHz
- INSERTION LOSS: 0.7 dB MAXIMUM
- ISOLATION: 45 dB MINIMUM
- VSWR: 1.4:1
- DELAY ON: 200 nSec MAXIMUM
- DELAY OFF: 350 nSec MAXIMUM
- POWER INPUT: (CW) +20 dBm (STANDARD), +10 dBm (HIGH SPEED)
- SURVIVAL POWER: 1 WATT CW, 10 WATTS PEAK 1 uSec
- CONTROL: TTL LOGIC "0" = ON J1-J2
TTL LOGIC "1" = ON J1-J3
- POWER SUPPLY: +5V @ 38 mA MAXIMUM
-15V @ 2 mA MAXIMUM
- SIZE: 1.20" x 1.00" x 0.05"

BLOCK DIAGRAM



REVISIONS				
ZONE	REV.	DESCRIPTION	DATE	APPROVED
	-	ORIGINAL RELEASE JOB# 410237XN	11/16/04	B.S.



ENVIRONMENTAL RATINGS

- TEMPERATURE: -55°C TO +85°C (OPERATING)
-65°C TO +125°C (STORAGE)
- HUMIDITY: MIL-STD-202F, METHOD 103B COND. B
- SHOCK: MIL-STD-202F, METHOD 213B COND. B
- VIBRATION: MIL-STD-202F, METHOD 204D COND. B
- ALTITUDE: MIL-STD-202F, METHOD 105C COND. B
- TEMPERATURE CYCLE: MIL-STD-202F, METHOD 107D COND. A

NOTE: SPECIFICATIONS WILL VARY OVER OPERATING TEMPERATURE
NOTE: THE ABOVE SPECIFICATIONS ARE SUBJECT TO CHANGE OR REVISION

ALL DIMENSIONS ARE IN INCHES
TOLERANCES:
X.XX ±0.020
X.XXX ±0.010

AMERICAN MICROWAVE CORPORATION

7311-G GROVE ROAD
FREDERICK, MARYLAND 21704 USA
TEL: 301-662-4700 FAX: 301-662-4938
WEBSITE: www.americammicrowavecorp.com
E-MAIL: sales@americammicrowavecorp.com
ISO 9001:2000 CERTIFIED



APPROVALS		DATE	TITLE			
DRAWN		11/16/04	PRODUCT FEATURE SWN-218-2DR-STANDARD OPTION: 305, HPR80W 3400 TO 3615 MHz, SINGLE POLE TWO THROW SWITCH			
CHECKED		2/16/04	SIZE	FSCM NO.	DWG NO.	REV.
ISSUED			A	60483	100-7207	-
			SCALE	N:S		SHEET
					1 OF 3	